



AQUARIUS ENGINEERS PVT. LTD.

CONCRETE LINE PUMPS



FUEL Saver



Batching Plants



Boom Pumps



Concrete Line Pumps



Truck Mounted Pumps

About Us

Aquarius Engineers began operations in 1981. Aquarius has grown dramatically, since then, into a multifaceted, multi-venture, manufacturing conglomerate. With prestigious joint ventures and associations under wings, state-of-art manufacturing plants at Pune & Goa and offices spread out across the country, it has been truly a **'Tryst with Technology'** for Aquarius. In addition to the local market the company also exports to nearby countries.

Concrete Pumps:

Line Pumps, Mobile Pumps, Boom Pumps

Batching Plants:

Stationary, Mobile, Super Mobile Plants

Pavers:

Slipform, Curb & Barrier Machines

The management system and products are certified for:



Products

With a consistent focus on delivering international quality products, Aquarius offers the latest in technology from its extensive equipment portfolio. From Stationary Pumps, Mobile Line Pumps, Truck Mounted Boom Pumps and Concrete Batching Plants to the state-of-art Slipform Pavers, Curb & Barrier Machines, Aquarius can claim to have it all!

Customer Service

Aquarius operates on an all India canvas with regional offices at Delhi, Mumbai, Hyderabad, Bangalore, Kolkata, Ahmedabad, Indore, Chennai, Jaipur, Bhubaneshwar and Chandigarh. Aquarius strives to excel and continuously improve their after-sales services and spare part support. An efficient service and spare parts support network has been set-up within the country. Additionally, well-equipped Service Vans have been introduced in major cities to provide quick, on-site service to customers. Clients have come to look upon Aquarius as their long-term partner in successful project implementations. NHAI, NTPC, NPC, NHPC, AAI, DMRC...Aquarius have left an imprint on many of their prestigious projects.



Manufacturing

The manufacturing plants in Pune and Goa produce Concrete Pumps, Concrete Batching Plants and Accessories that are able to meet stringent international quality standards. Aquarius has invested heavily in flexible manufacturing set-ups and engineering, to adopt, upgrade and deliver products in line with the latest technology relevant to local conditions. Spread over 14,000 sq. m. of land, the Goa factory has become an object of pride for the company. The factory near Pune over 40,000 sq.m. of land, further augments the batching plant manufacturing capacity. The expansion work at both the factories has been recently completed, which has more than doubled the manufacturing capacity.

Goa Plant



Pune Plant



Trailer Mounted Line Pumps - 700 & 1000 Series

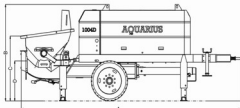


Salient Features:

- Low operation cost
- Most Fuel-Efficient Series
- Longer maintenance intervals
- Most Compact Concrete Pumps
- Suitable for pumping bigger size aggregates than any other model in its class
- In-built advantages of bigger concrete pumps as the core pump used is same in diameter as that in bigger pumps
- Completely leak-proof system & effective reverse pumping. Less chances of choking
- Hard-faced design for longer life of wear parts
- Infinitely variable concrete output, from zero to maximum
- World proven "S-Valve" Technology

Highlights:

- The AQUARIUS 700/1000 series Diesel and Electric line pumps have lesser towing length in their class and are ideal for pumping concrete up to a height of 60-100 meters
- The pump regulator provided is useful in protecting the hydraulic system from overheating and also the engine from overloading
- A unique feature of the AQUARIUS Concrete Pumps is the water cleaning system and effective reverse pumping of the concrete



Series	A	B	C	D
1000	4770	1915	1297	809
700	4139	1867	1277	790

Cylinder Diameter Comparison

AQUARIUS Concrete Pumps

Di = 200 mm

Area = 31420 mm²

Other Concrete Pumps

Di = 180 mm

Area = 25450.2 mm²

Aquarius Pump
Cylinders are
larger than other
by 23.5%

MODEL SPECIFICATIONS	Unit	703 D	1004 D	1004 D Super	1004 D SHP	1003 E	
		Diesel Drive				Electric Drive	
PRIME MOVER	kW	34.6	34.6	49	49	45	
THEORETICAL OUTPUT	m ³ /hr	30	38	45	45/30*	33	
DEL. CYLINDER DIAMETER	mm	200	200	200	200	200	
DEL. CYLINDER STROKE	mm	700	1000	1000	1000	1000	
NO. OF STROKE	Per min	22.5	20	24	24/16*	18	
HYDRAULIC TRANSMISSION	Rod Side	-	1:4.9	1:4.9	1:4.9	1:4.9	
	Head Side	1:3.3	-	-	1:3.3	-	
CONCRETE PRESSURE	bar	76	46	51	61/91*	57	
CONCRETE HOPPER CAPACITY	Lit	500	500	500	500	500	
DELIVERY DISTANCE**	Horizontal	m	320	240	280	400	300
	Vertical	m	80	60	70	100	75

*Values for hydraulic fluid being fed to piston side. **Distances to be read as either horizontal or vertical. The concrete is pumpable & follows DIN 1045 standard.

Product Features

Highly fuel efficient

Powerful agitator

Low operation cost

Refurbishable wear parts

Less chocking problems

Enhanced oil lubrication system

Long maintenance intervals

Very effective reverse pumping

Completely leak-proof system

Safe system, from cleaning point of view

Most suited for high rise & long distance pumping

Completely isolated hydraulic & concrete system

Effective flap straight design for concrete outlet

Operator & maintenance friendly design


Well proven in also handling 40 mm nominal size concrete

Bigger "S" valve (Inlet diameter of 200 mm, overall length of 800 mm)

Lower number of strokes for the given output, resulting in less wear & tear

Standardized core pump in all the models, reducing the spares inventory carrying costs

Operations can continue in spite of electrical system malfunction

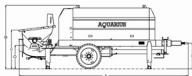


Worldwide preferred "S" Valve Technology.

Trailer Mounted High Pressure Line Pumps 1400 Series

Salient Features:

- DFLR & LRDS controls used in hydraulics
- You get two Concrete Pumps with different specifications in a single model. Conversion needs only few minutes
- Proven Concrete Pumps on various Indian Sites - Long distance & High Rise applications
- Fully Hydraulic Controls used in the Machines. This has reduced Electrical components and increased reliability
- Pumps can use relatively low slump concrete having higher size aggregates
- Reduced fuel consumption along with extended pump life
- Higher pressure capacity inspite of large diameter cylinders



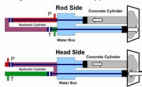
SERIES	A	B	C	D	E	F
1400	4870	2028	1230	750	3909	820

Highlights:

- The AQUARIUS 1400 series of high pressure diesel and electric pumps optimize use of engine power for achieving high rise and long distance pumping
- Ensures reduced fuel consumption along with extended pump life
- The high pressure is achieved by providing a higher rated prime mover & hydraulic pump and not by reducing the cylinder dia
- The most rugged and fuel-efficient pumps with ease of cleaning and enhanced safety



Hydraulic Pressure Application

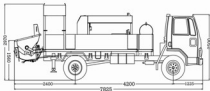


HIGH RISE SERIES

MODEL SPECIFICATIONS	Unit	1405 D	1407 D	1405 E	1407 D HR	1400 HPD	1400 HPE
		Diesel Drive		Electric Drive	Diesel Drive		Electric Drive
PRIME MOVER	kW	49	82	90	132	132	110
THEORETICAL OUTPUT	m ³ /hr	51/35*	65/45*	48/33*	65/45*	50/34*	36/24*
DEL. CYLINDER DIAMETER	mm	200	200	200	200	200	200
DEL. CYLINDER STROKE	mm	1400	1400	1400	1400	1400	1400
NO. OF STROKE	Per min	19/13*	25/17*	18/12*	25/17*	19/13*	13/9*
HYDRAULIC TRANSMISSION	Rod Side	1:4.9	1:4.9	1:4.9	1:4.9	1:3.03	1:3.03
	Head Side	1:3.3	1:3.3	1:3.3	1:3.3	1:2.04	1:2.04
CONCRETE PRESSURE	bar	61/91*	71/106*	71/106*	71/106*	116/172*	116/172*
CONCRETE HOPPER CAPACITY	Lit	600	600	600	600	600	600
DELIVERY DISTANCE**	Horizontal	m	500	600	600	1200	1200
	Vertical	m	125	150	150	200	300

*Values for hydraulic fluid being fed to piston side. **Distances to be read as either horizontal or vertical. The concrete is pumpable & follows IS 1045 standard.

Truck Mounted Line Pumps - Moli+



Note: Dimensions & Line Diagram shown above are for 1004 D MOLI+. Dimensions & specifications will vary for other models.

Salient Features:

- The AQUARIUS truck mounted concrete line pump is a solution built-in with maximum flexibility for site-to-site movement
- Equipped with a carrying capacity of 100 meter delivery pipeline, bends and other accessories
- An integrated cleaning water tank of 450 lit. and high pressure cleaning water pump*
- Provision of air compressor & air tank of 160 lit. for cleaning the pipe line*
- Pipeline cleaning by water pumping is possible in all AQUARIUS concrete pumps

*These features are not a part of standard supply for 1004 D MOLI

Highlights:

- Suitable for mounting on Indian chassis, 11 & 12 tons (TATA / ASHOK LEYLAND)
- Enhanced storage capacity for pipe line, tool box, accessories, etc.



Perfect Solution for
Metro & Major Cities

MODEL SPECIFICATION	Unit	1004 D MOLI	1004 D MOLI+	1405 D MOLI+	1407 D MOLI+
		Diesel Drive			
PRIME MOVER	kW	34.6	49	49	82
THEORETICAL OUTPUT	m ³ /hr	38	45/30*	51/35*	65/45*
DEL. CYLINDER DIAMETER	mm	200	200	200	200
DEL. CYLINDER STROKE	mm	1000	1000	1400	1400
NO. OF STROKE	Per min	20	24/16*	19/13*	25/17*
HYDRAULIC TRANSMISSION	Rod Side		1:4.9	1:4.9	1:4.9
	Head Side	-	1:3.3	1:3.3	1:3.3
CONCRETE PRESSURE	bar	46	61/91*	61/91*	71/106*
CONCRETE HOPPER CAPACITY	Lit	500	500	600	600
DELIVERY DISTANCE**	Horizontal	m	240	400	500
	Vertical	m	60	100	125

*Values for hydraulic fluid being fed to piston side. **Distances to be read as either horizontal or vertical. The concrete is pumpable & follows IS 5045 standard.

Performance of equipment is based on standard working conditions. Design / Specifications can be changed without prior notice.



AQUARIUS ENGINEERS PVT. LTD.

Concrete Pumps, Batching Plants, Slipform Pavers

'Aquarius House', Sheelavihar Colony,
Off Karve Road, Pune 411 038, INDIA
Tel.: +91 20 2544 5227 Fax: +91 20 2544 5228
E-mail: enquiries@aquariusengineers.biz
Web: www.aquariusengineers.biz

Mfg. by: Putzmeister India Pvt. Ltd.
190, 191, Kundaim Industrial Estate, Kundaim, Goa 403 115 India

Local Contact: